

DWN.

CHKD.

APPD.



經濟實業股份有限公司 ASIA AUTOMATIC PUMP CO, LTD.

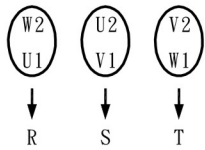
TITLE 陸上型三相馬達接線法

DWG. NO.

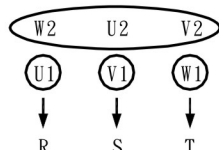
Wiring connection way of electric motor

馬達6線接法

馬達電壓440V/760V

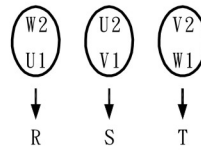


440V直入(Δ型接線)

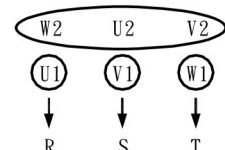


760V直入(Y型接線)

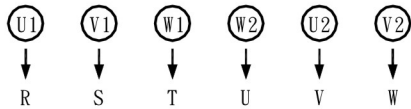
馬達電壓380V/660V



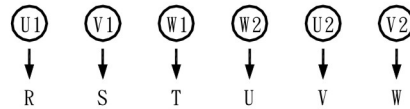
380V直入(Δ型接線)



660V直入(Y型接線)

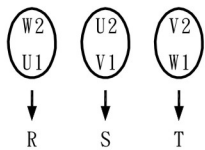


440V(Y-Δ接線)

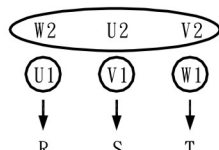


380V(Y-Δ接線)

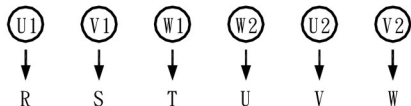
馬達電壓220V/380V



220V直入(Δ型接線)



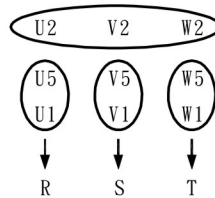
380V直入(Y型接線)



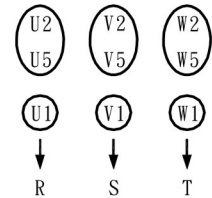
220V(Y-Δ接線)

馬達9線接法

馬達電壓220V/440V



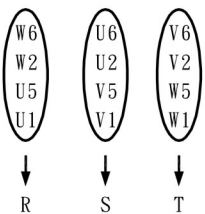
220V直入(2Y型接線)



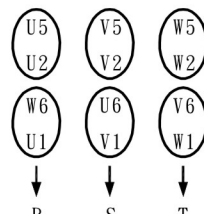
440V直入(1Y型接線)

馬達12線接法

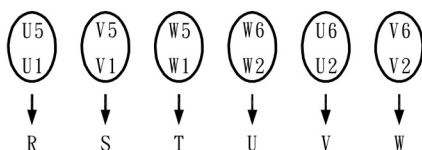
馬達電壓220V/380V/440V



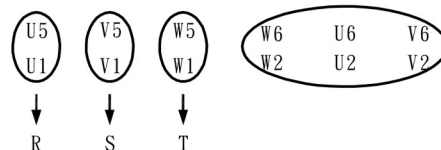
220V直入(2Δ型接線)



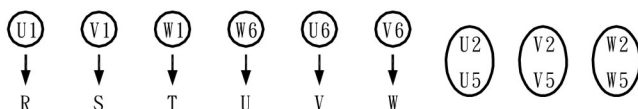
440V直入(1Δ型接線)



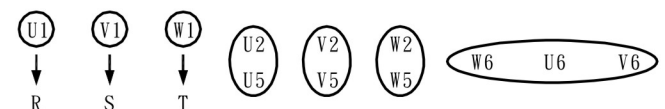
220V直入(Y-Δ接線)



380V直入(2Y接線)



440V(Y-Δ接線)



760V(1Y接線)

ED1908

版權為經濟實業(九如牌泵浦)所有·翻者必究